

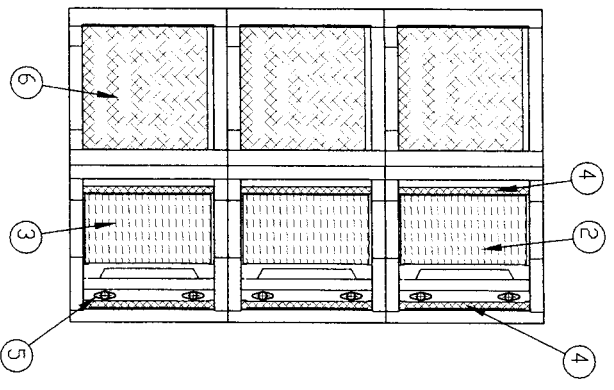
DO NOT WORK FROM DRAWING UNLESS SIGNED AND APPROVED

RevNo Revision note

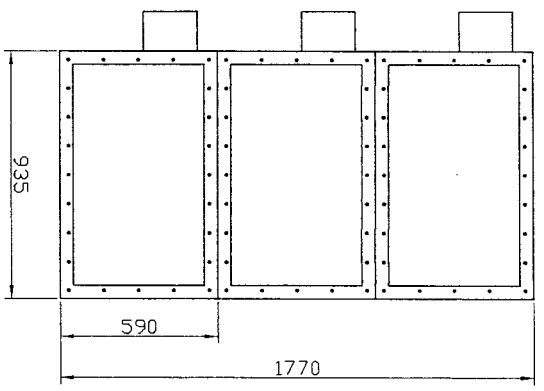
Date

Signature Checked

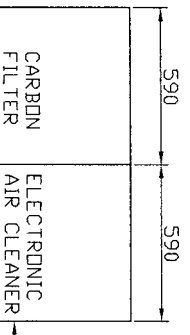
MS6000 (CD/CARB R) UNIT  
IN MODULAR FORM AS ONE



ELEVATION



SIDE ELEVATION



AIRFLOW

RECOMMENDED FLOWRATE TO BE NOT MORE THAN 3000L/S CHAMBER MATERIAL 1.2mm STAINLESS STEEL

ITEM	DESCRIPTION	QTY.
1	CONTROL PANEL	3
2	IONISER	6
3	COLLECTOR CELLS	6
4	PRE FILTERS	12
5	HANDLE LOCK ASSY.	6
6	CARBON FILTER UNIT	6