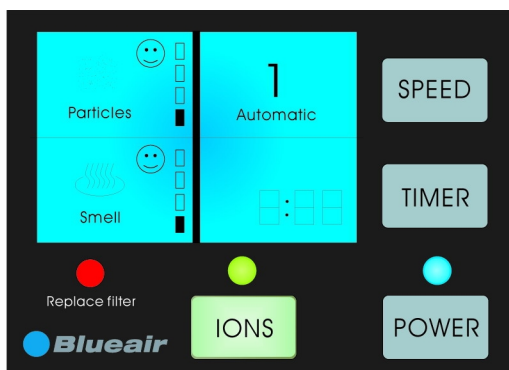


Control Panel

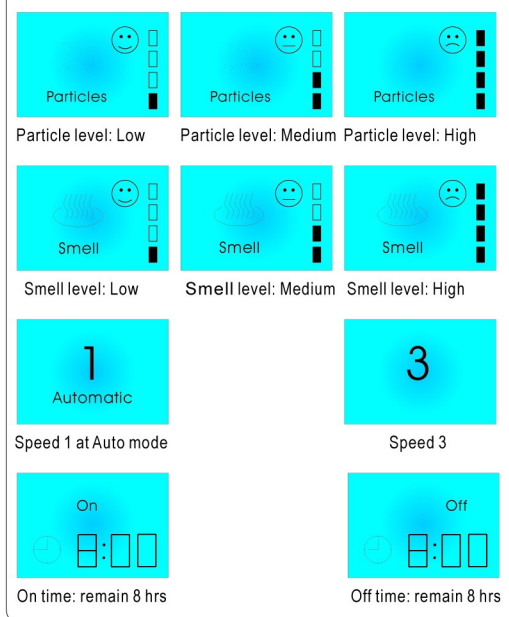


250E SETTINGS

- Press the **POWER** key to turn on/off the unit.
 - Press the **SPEED** key to select the desired speed:
 - 1: for nighttime use
 - 2: for daytime use
 - 3: for a large room or fast initial cleaning very polluted air.
- Automatic mode: The unit selects the speed depending on the air quality.

★ *After power on, the unit will run 5 minutes on speed 3 and will then switch to Automatic mode.*

LCD Functions



- Timer function: There are two timer modes:
 1. Shutdown timer mode:

Press the **TIMER** key to set the shutdown time to 1, 2, 4 or 8 hours.

Use the **+** or **-** keys on the remote to increase or reduce the the shutdown time with 0,5 hour. The LCD screen displays the remaining time until shut off.

2. Preset timer mode (only with remote control)

Before the unit is switched on, the ON/OFF time and start speed can be selected. Otherwise start speed will be set to Automatic mode. Use the **PRESET** key to change between ON TIME, OFF TIME and SPEED. Use the **+** or **-** keys to select the time between 0,5 and 9,5 hours and to set the speed.

- Use the **IONS** key to switch between ions ON/OFF.

★ *The ion function is activated when the unit is started.*

- Remote control

The keys on the control panel and on the remote control have the same function. The remote control battery should be removed if the remote is not being used for a long time.

Remote control



UserGuide

Blueair 200 Series



FEATURING
HEPASILENT™
TECHNOLOGY



 **Blueair**



Blueair 200 Series


THANK YOU FOR CHOOSING BLUEAIR

Ready to start breathing cleaner air? First, read this User Guide to ensure that you use the Blueair 200 series safely and effectively. Then plug it in, turn it on and... breathe. Don't hear anything? Check the blue "power on" light. Blueair is so quiet, you may not realize it's on. But, as the patented Blueair system removes dust, pollen, smoke, gases and odors from your indoor environment, we think you'll notice the difference.

GENERAL SAFETY INSTRUCTIONS

The Blueair 200 series is an electrical appliance. Before using it for the first time, please read these safety instructions and take precautions to reduce the risk of fire, electric shock and injury. (Keep in mind the Limited Warranty applies only if the unit is used according to instructions.)

To reduce the risk of electric shock, the Blueair 200 series has a grounding type plug (with a third pin) that will only fit a grounding type outlet. If the plug does not fit your outlet, contact a licensed electrician to install a grounded outlet. Do not alter the plug in any way. If the supply cord is damaged, it must be replaced by the manufacturer, its service agent or similiary qualified persons in order to avoid a hazard.



Blueair 200 Series

Do not allow foreign objects to enter the exhaust opening or particle filter. This may cause electric shock or damage to the unit.

Never try to repair or adjust any of the electrical or mechanical functions of your Blueair 200 series yourself. Contact your local dealer or Blueair for service center information.

Use only authorized Blueair filters.

USING YOUR BLUEAIR

Place the unit in a location that allows air to circulate freely in, out and around the unit.

Do not place the unit:

- * Directly on or against soft furnishings (such as beds or curtains).
- * Near electronically sensitive devices such as a computer.
- * Near sources of heat (such as radiators, fireplaces or ovens).
- * Near combustible gas tanks.

Do not let the Blueair come in contact with water. It's not designed for use outdoors or in wet areas (such as bathrooms).

SETTINGS

When turning on the Blueair 200 series after the unit has been off, turn the speed control to level 3 for a few minutes of fast initial cleaning. Then adjust to the desired speed:

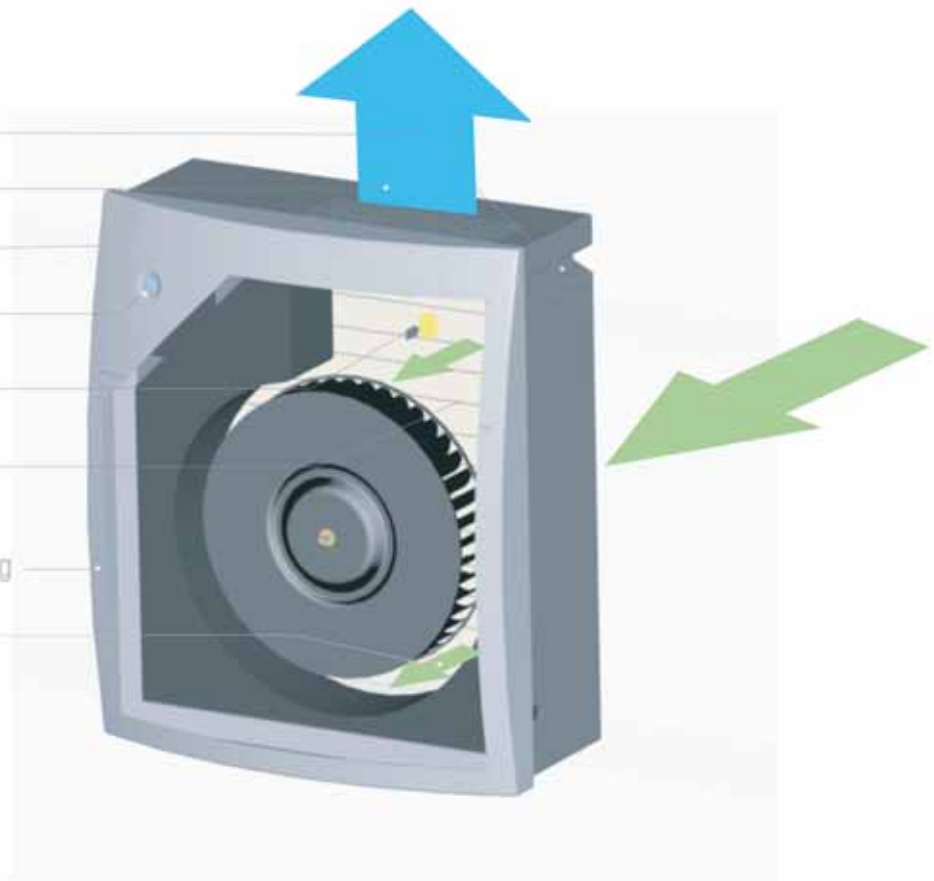
1. HEPASilent (for nighttime use)
2. Moderate fan speed (for daytime use)
3. Maximum fan speed (for fast initial cleaning or very polluted air)

For best results, run your Blueair 200 series 24 hours a day, 7 days a week. Continuous operation means you get a continuous supply of clean, filtered air circulating throughout the room.

Blueair 200 Series

HOW IT WORKS

- Built-in carry handles
- Airflow output
- 3-speed control knob
- Blue "power on" light
- Internal ion brush
- Easy-to-change filter
-no tools required
- Galvanized steel housing
- Airflow intake





Blueair 200 Series

KEEP YOUR BLUEAIR LOOKING GOOD AND WORKING WELL

The Blueair 200 series features Swedish design and quality. Keep your unit in top condition with these cleaning tips:

- * Wipe the exterior with a soft, clean, damp cloth.
- * Never clean with gasoline, chemical solvents or corrosive materials - they may damage the surface.

HELP KEEP THE PLANET HEALTHY, TOO

At Blueair, we're in the business of clean air. Our air purifiers are designed for maximum improvement of indoor air, with minimum impact on the natural world.


The particle filter is made of polypropylene, which breaks down into water and carbon dioxide when burned.

Unlike other common filters, our filter contains no triclosan or other chemical additives, just 100% polypropylene.

All major parts are made from high-quality galvanized steel. All external parts have been powder-coated for endurance and environmental protection.

The Blueair 200 series is energy efficient. On the highest speed, it uses only 50 watts.

Blueair air purifiers are built for years of use. They are also designed to be disassembled and the components sorted and recycled.



Blueair 200 Series

Changing the Filters

FILTERS

Patented HEPASilent™ technology makes the Blueair 200 series incredibly quiet. Units come with one particle filter.

Particle Filter - a filter that removes dust, pollen, bacteria, pet dander, mold spores and other airborne particles. The particle filter is made of polypropylene, which mechanically filters out airborne particles. To maximize filter effectiveness, particles are negatively charged before reaching the filter.

Smokestop Filter - an optional filter that contains highly activated carbon. This filter is recommended for use in rooms where heavy gaseous pollutants such as cigarette smoke or VOCs (Volatile Organic Compounds) are present. On first use, you may notice a slight odor coming from the active carbon; this will dissipate quickly.

For optimal performance Blueair recommends that you replace the Particle filter every six months. We offer a convenient Filter Subscription Program (not available in all countries). For information or to place an order, contact your local dealer or Blueair.

IMPORTANT! Use only Blueair filters to ensure proper function and to qualify your unit for full warranty coverage.

Unplug the unit before changing the filters.

STEP 1:

The filter is located on the back side of the unit.



STEP 2:

Open the back door.



STEP 3:

Remove the old filter and replace with a new one. Close the back door.



Vacuum the filter:

If the filter is very dusty, you can vacuum the filter with a soft brush attachment.



Filter Subscription Card



Use this Order Form for
Free Delivery and Automatic
Shipment of Filters. **Model:**_____

- I would like to receive free delivery of the ParticleFilter,twice a year
- I would like to receive free delivery of the Smokestop Filter,twice a year
- First filter to be shipped _____

Name _____

Company _____

Address _____

City _____ State _____ Zip _____

Phone _____ Fax _____

E-mail _____

Credit Card

By marking this box and signing my name below, I hereby authorize Blueair to bill my credit card for the filter kit option selected above, twice yearly for the convenience of automatic filter shipments. Blueair will continue to invoice my credit card until I decide to cancel the automatic shipment in writing. This must be done either by sending a fax to: (312)245-5272 or by sending a letter to: BlueairInc., 435 North LaSalle Street, Suite 410, Chicago, IL 60610, including a signature.

Name of cardholder _____

Type of credit card _____


Creditcard number _____

Expiration date _____

Authorized signature _____



NO POSTAGE
NECESSARY
IF MAILED
IN THE
UNITED STATES



BUSINESS REPLY MAIL
FIRST-CLASS MAIL PERMIT NO 210 34-001 CHICAGO IL

POSTAGE WILL BE PAID BY ADDRESSEE




BLUEAIR INC
17N STATE SUITE 1830
CHICAGO IL 60602



PLEASE FOLD AND SEAL WITH TAPE OR GLUE. DO NOT STAPLE

Blueair 200 Series

Filter Subscription



Your Warranty Card

Thank you for buying a Blueair Air Purifier . We appreciate your business! Please take a few moments to activate your warranty by filling out and mailing this warranty card. (You can also register your warranty on the Web at www.blueair.com or fax it to +312-245-5272.) The information you provide will help us develop innovative products to keep you breathing cleaner air!

Blueair 200 Series

Please complete and return this form within 30 days of purchase in order to receive your 5 Year Limited Warranty.

Name _____

Address _____

City _____

State _____

Zip _____

Phone _____

E-mail _____

Date Purchased: _____

Dealer Purchased From _____

Serial number: _____

Where did you buy this product? Retail Store Catalog Internet

Reason for Buying: Allergies

General Indoor Air Quality Concern

(Check all that apply)

Asthma

Smoker in the Home

Children with Allergies/Asthma

Pets in the Home

Other Medical Condition (Please describe) Other (Please describe)

Did a doctor recommend an air purifier? Yes No

Where will this unit be used? Home Home Office Office


Were you offered the Filter Subscription Program that automatically ships replacement filters every six months? Yes No If no, would you like information on this program? Yes No

If this product were available in a different color, which color would you prefer? _____

Are there other features that you would have liked to see on this product? _____



NO POSTAGE
NECESSARY
IF MAILED
IN THE
UNITED STATES



BUSINESS REPLY MAIL

FIRST-CLASS MAIL PERMIT NO 210 34-001 CHICAGO IL

POSTAGE WILL BE PAID BY ADDRESSEE




BLUEAIR INC
17N STATE SUITE 1830
CHICAGO IL 60602



PLEASE FOLD AND SEAL WITH TAPE OR GLUE. DO NOT STAPLE

Blueair **200 Series**
Warranty Card



Blueair 200 Series

LIMITED WARRANTY

Blueair warrants your Blueair Air Purifier to be free of defects in material or workmanship for a period of five (5) years from the date of purchase provided you have completed and returned your warranty registration to Blueair, and that the filters are replaced with original Blueair replacement filters at least once every six (6) months (the "Limited Warranty"). Within the first 30 days of purchase, Blueair will replace the defective unit at no charge to you and reimburse you for any shipping charges. After 30 days, Blueair's obligation and liability under this Limited Warranty is limited to repairing or replacing (at its sole discretion) the defective unit and paying the freight cost of returning the unit to you. The Limited Warranty does not cover replacement filters.

In the event of a malfunction or failure of your Blueair Air Purifier, please contact your local dealer to obtain a return authorization number and the address of the nearest Blueair Repair Center. If you are unable to contact your local dealer, please contact Blueair directly at the addresses listed in your User Guide. The return authorization number must be clearly written on the outside of the shipping box or the shipment will be refused.

Your Limited Warranty remains in effect only if your Blueair Air Purifier:

1. Is operated in accordance with the instructions provided.
2. Has its filter changed with original Blueair replacement filters at least once every six (6) months.
3. Is connected to a proper power supply (see voltage label on unit).
4. There is no evidence of tampering, mishandling, neglect, accidental damage, modification, and/or repair done to the Blueair Air Purifier by anyone other than authorized Blueair service personnel.
5. Your warranty registration has been completed and returned to Blueair.

This Limited Warranty is provided by Blueair Inc. in North America and Blueair AB outside of North America and contains the only express warranty provided to you.

BLUEAIR DISCLAIMS ANY EXPRESS WARRANTY NOT PROVIDED HEREIN AND ANY IMPLIED WARRANTY, GUARANTEE OR REPRESENTATIONS AS TO THE SUITABILITY FOR ANY PARTICULAR PURPOSE, PERFORMANCE, QUALITY AND ABSENCE OF HIDDEN DEFECTS, AND REMEDY FOR BREACH OF CONTRACT, WHICH BUT FOR THIS PROVISION, MIGHT ARISE BY IMPLICATION, OPERATION OF LAW, CUSTOM OF TRADE OR COURSE OF DEALING, INCLUDING IMPLIED WARRANTIES OF MERCHANTABILITY AND FITNESS FOR A PARTICULAR PURPOSE. EXCEPT AS PROVIDED IN THIS AGREEMENT, BLUEAIR FURTHER DISCLAIMS ANY RESPONSIBILITY FOR LOSSES, EXPENSES, INCONVENIENCES, SPECIAL, INDIRECT, SECONDARY OR CONSEQUENTIAL DAMAGES ARISING FROM OWNERSHIP OR USE OF THE PRODUCTS.

This Limited Warranty gives you specific legal rights and you may also have other rights which may vary upon legal jurisdiction.

CONTACT BLUEAIR

Have questions about your Blueair Air Purifier or replacement filters? Contact your local dealer or Blueair at the addresses below:

Blueair Inc.
17N State suite 1830
Chicago, IL60602, USA
Phone: +312-727-1152
Fax: +312-727-1153
Phone: 888.blueair
www.blueair.com
sales@blueair.com

Blueair AB
Danderydsgatan 11
114 26 Stockholm, Sweden
Phone: +46 8 679 45 00
Fax: +46 8 679 45 45
www.blueair.se
info@blueair.se

Blueair 200 Series

Size of Product (INCH):

21H X 17W X 9.5D

Size of Product (MM):

533H X 432W X 241D

Weight:

25 lbs. 11 kg

Room Size (according to AHAM):

198 square feet 19 square meters

CADR (Clean Air Delivery Rate AHAM):

Smoke 128 Dust 134 Pollen 140

Air Exchange:

5 air changes per hour (212 square foot room)

Airflow Rate:

Speed 3: 82 CFM 140 m³/h

Speed 2: 117 CFM 200 m³/h

Speed 1: 141 CFM 240 m³/h

Power Consumption:

50 watts

Noise Level (Sound pressure level):

Speed 1: 30 dB(A)

Speed 2: 37 dB(A)

Speed 3: 43 dB(A)

Blueair reserves the right to change or modify any specifications without notice.

CLEAN AIR
IS A HUMAN RIGHT

